

An Urban Analysis of the Onion Value-Chain in Bangalore, India

LESSONS FROM TRIAL PHASE

WATERLOO
ENVIRONMENT

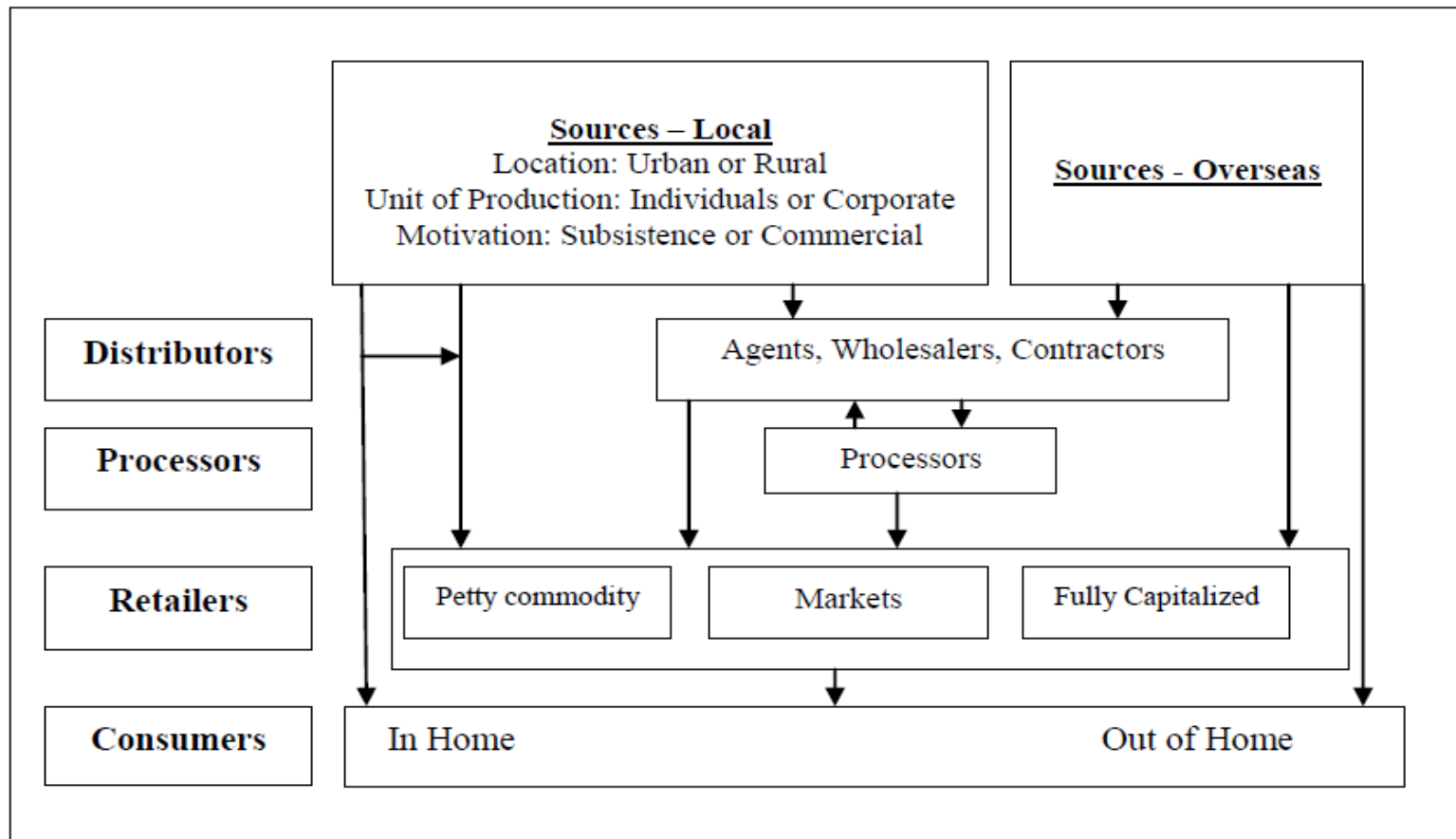
environment.uwaterloo.ca

Farhan Rahman-PhD Candidate,
Steffanie Scott-Associate Professor,
Department of Geography
University of Waterloo

Balsillie School Of International Affairs, Waterloo, Ontario
July 4th, 2018

The Food System: The role of Geographers

- **Drakakis-Smith (1991)**
- *“identifying and explaining the pattern and inter-linkages which are produced within complex systems of social and environmental linkages. In the context of the urban food supply system, this involves all levels of the supply network..Moreover, within each of these levels geographers must focus...on the economic, social, cultural and political factors which affect the system” (Pg. 51).*

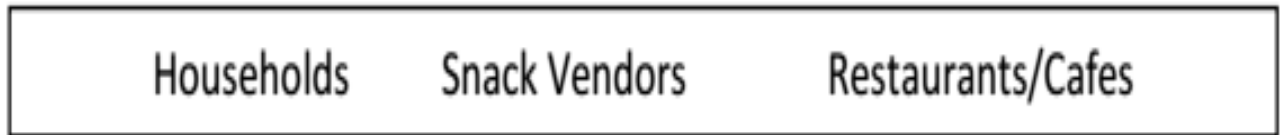
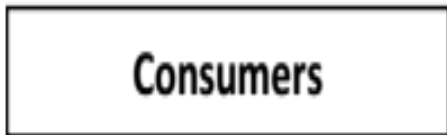
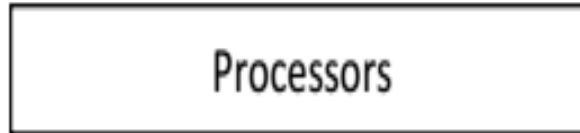
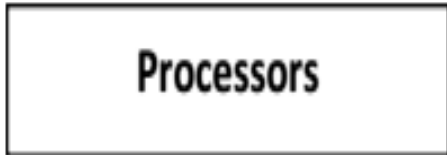




What are the key political and socio-economic challenges and opportunities along the urban onion value-chain in Bangalore, India?

Objectives and key Sub-Questions:

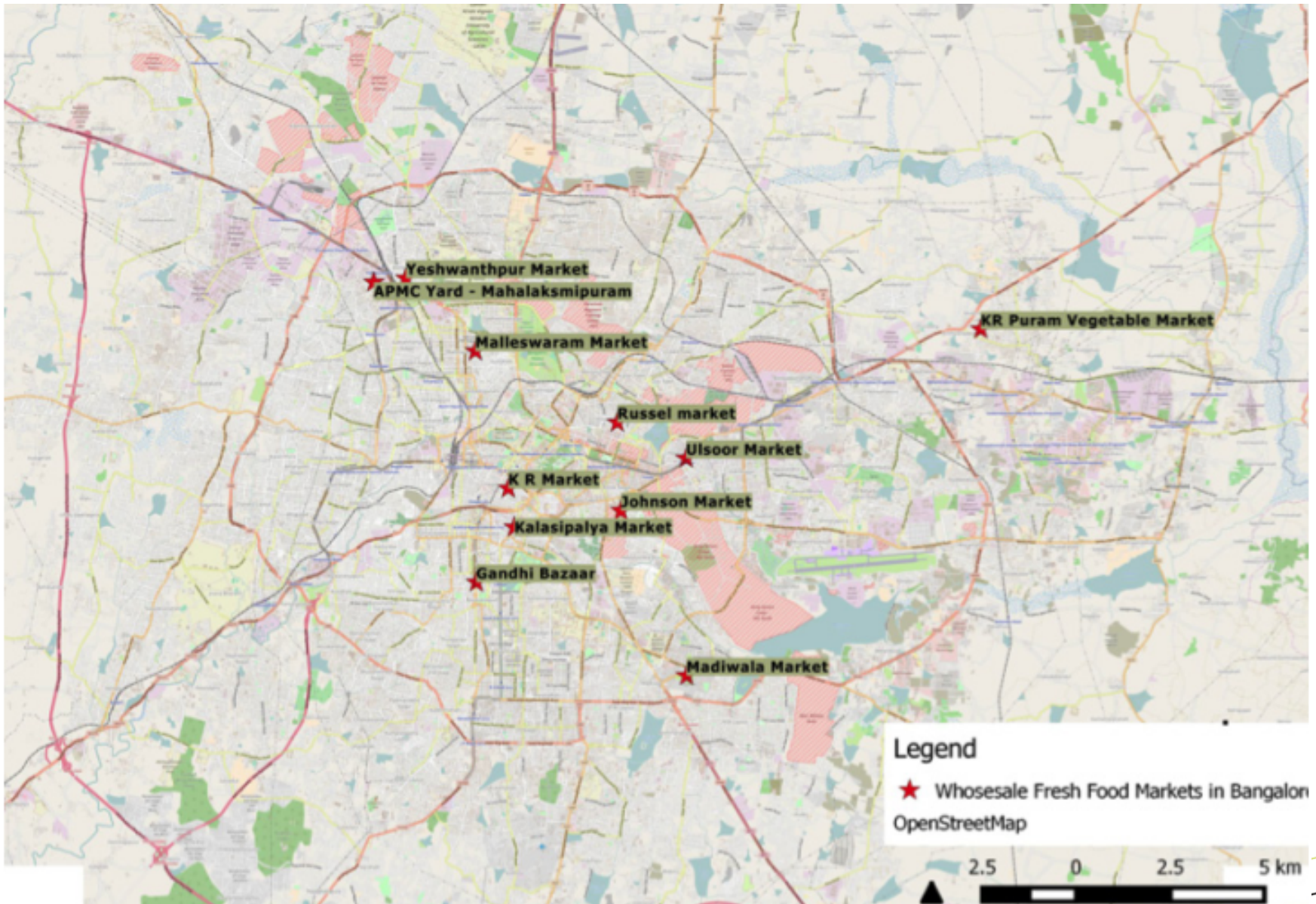
- **What are the key pathways of the onion commodity post-entry into Bangalore and who are the key actors along this value-chain?**
- **What is the general economic well-being (profitability) of these actors, and their socio-economic relationships and linkages?**
- **What are the main obstacles and competitive advantages/strategies that these actors face and utilize to enhance their well-being and provide services?**
- **What are the implications in terms of urban food policy and planning given these relationships, outcomes, and challenges? Is there any geographical (spatial) differentiation across urban spaces and markets?**
- **What are the implications in terms of how we undertake urban food scholarship going forward? Specifically with respect to urban food value-chain research**

Bangalore: Onion Value-Chain



The urban (onion) value-chain: Key Stakeholders for Analysis

	Demographics	Cost	Revenue	Economic Relationships/ Strategies	Cost and Purchasing Habits
Commission Agents	X	X	X	X	
Wholesalers	X	X	X	X	X
Kiranas	X	X	X	X	X
Street Vendors	X	X	X	X	X
Grocery Stores		X	X	X	X
Consumers	X	X			X



Source: IIHS Analysis

3 Week Trial Phase - Sample Size (N=27)

- **Commission agents – 2**
- **Wholesalers - 0**
- **Kiranas – 4**
- **Grocery – 0**
- **Street Vendors: 9**
- **Consumers: Restaurants/
Cafes (4) Snack vendors
(4) Households (4)**



(Interim) Lesson Learned..

- **Challenges:** Price volatility and competition
- Little evidence of 'unfair' exploitative relationships/low credit-based transactions/price-discrimination
- Grocery chains seen as a threat (acceptance)
- Little evidence of supply chain transformation (wholesale system intact)

...continued

- Low evidence for bargaining
- Low evidence for waste
- **Price formation** – word of mouth, canvass
- Street Vendors – little evidence of bribery, knowledge of policy

Next Steps...

- Fieldwork over the next 3-4 months, end of October
- Continuous monitoring/analysis of results and refinement of questionnaire
- Advancing beyond the wholesale environment - ***do the results change?***
- ***Competition, price volatility, equity, waste, price formation, supply chain transformation?***
- Implications for urban value-chain mapping/food & urban planning?

WATERLOO
ENVIRONMENT



Acknowledgement

- Hungry Cities Partnership
- Indian Institute for Human Settlements
- Queen Elizabeth Scholarship
- Youth Empowered in Action for Humanity (Bangalore)

